

MIRKA

Mirka Automotive
Refinishing Solutions

MIRKA

About Mirka

KWH MIRKA LTD is a family-owned Finnish company and a world leader in abrasives technology innovation. We are offering a complete range of technically superior, high quality abrasives, innovatively designed tools, complete sanding systems and supplementary products. This total innovative solution delivers real benefits to customers in terms of speed, first-class efficiency, surface finish quality and cost effectiveness, even when tackling the most demanding applications.

Mirka is the first company in its sector to obtain the three most important quality standards. The

production process guarantees reliable quality by following the ISO 9001 quality assurance system. The OHSAS 18001 occupational health and safety management system ensures a high level of work safety. The ISO 14001 environmental management system proves that we consider the environment in all our activities.

95 percent of our products are exported and sold across the globe through our subsidiaries and importers.

Read more: www.mirka.com



Corporate Responsibility

CONTINUOUS IMPROVEMENT TOWARDS SUSTAINABILITY. Changing conditions inspire us to improve and grow our business. We see that our customers are as interested in sustainability as we are. This is why our product development is focused on innovating the best sustainable products and systems, while continually improving our own environmental performance.

Our business is focused on providing the best surface finishing preparation tools and systems to customers. To be the most sustainable finishing systems provider, we are digging deep down to the core of our company to figure out what it really means to be sustainable. We have accomplished a great deal already and have many more

initiatives we will take on in the future.

For people working at Mirka, it has always been clear to not waste financial or material resources – of our own or those of our customers. We find it is equally clear to preserve the planet’s resources. Sustainability is a natural extension of this approach. It means taking the economy, the earth, and people into consideration when we make business decisions – now and for future generations.

We are continuously looking for opportunities to reduce our environmental footprint – this aligns with our company values and also cuts costs. We have worked hard to conserve energy and raw materials, reduce waste, increase recycling, and

decrease the use of persistent chemicals. We are developing healthier, safer, and more efficient products and processes so that our customers and employees will benefit. For example, our dust-free sanding systems help protect the lungs of workers while giving a cleaner and better surface finish.



CONTENTS

OPTIMISED SURFACE PREPARATION	4	ABRASIVES	24
OSP System	4	Net by Mirka	25
How to use the OSP system	5	Abrasives	26
STANDARD REPAIR PROCESS	6	MIRKA TOOLS AND ACCESSORIES	29
Panel repair	7	THE SANDMAN®	30
Paint preparation	8		
Painting	10		
Paint rectification	11		
POLISHING PROCESS	13		
Polish your car with the Mirka method	14		
Mirka universal pad washer system	15		
Polarshine® fast-finish-system	16		
Mirka golden finish system	17		
The magic of Polarshine®	18		
Polarshine® polishing compounds	19		
Polishers and Polarshine® polishing accessories ...	20		

AUTOMOTIVE REFINISHING



The automotive refinish industry has been a key sector for more than two decades. Mirka's capacity to consistently provide cutting-edge products that meet the industry's constant need for improvements in efficiency, productivity and a cleaner working environment has seen it become one of the world's most trusted brands.


The Mirka culture is to continually challenge traditional concepts and to think 'outside the box' to create unique solutions that give customers a clear edge. For example Mirka's innovative net sanding concept is unlike any other. The patented net abrasives contains literally thousands of tiny holes that allow dust and other particles to be efficiently vacuumed away to prevent them clogging the disc surface.

Mirka's Power Tools unit has also used creative thinking to develop an ever expanding range of specialized tools which are packed with clever design and attention to detail.

Mirka's highly effective polishing product line, Polarshine, has become the clear choice for performance conscious users.

Mirka's unique concept of dust-free sanding, combined with our effective surface finishing solutions, has replaced traditional sanding methods in many industries. Mirka's products are approved by the most important global paint dealers and are used in bodyshops all over the world.

OPTIMISED SURFACE PREPARATION SYSTEM



Mirka's net abrasive success story took a big step forward when the ground breaking OSP (Optimised Surface Preparation) system recently was introduced to the market. The OSP system is a net sanding system solution for Automotive Refinishing, a simple standardised system with a clearly defined process and maximised performance.

Easy to learn, with fewer steps than traditional systems and of course dust-free as all Mirka's net abrasives.



HOW TO USE THE OSP SYSTEM

Paint removal / Feather edge



USE:

- Disc or strip No 1 for paint removal.
- Disc or strip No 2 for feather edge.

OSP PRODUCT



Polyester filler



USE:

- Strip No 1 to level polyester filler.
- Strip No 2 for final leveling and as first step on fine polyester filler.

Primer preparation




USE:

- Disc No 3 to prepare the repaired area for primer by reducing scratches and expanding the feather edge.

OSP PRODUCT



Finishing



USE:

- Disc or strip No 3 to level structure on primer.



USE:

- Soft pad No 4 for hard-to-reach areas.



USE:

- Finalize the sanding with disc No 4.

OSP PRODUCT



STANDARD REPAIR PROCESS



The combination of Mirka's high performing abrasives and tools are developed to provide a correct repair process which meets the demands of today's automotive collision repair industry.

Environment, health and safety are taken into consideration in all aspects of the process and always with a focus on quality from start to finish, helping you to perform better.




PANEL REPAIR

Clean and inspect



Preparation is the key. Degrease the whole working area.

Paint removal




Remove paint on repair area, use net disc grit P80 or P120.

Expand feather edge, use net disc grit P180.

Body filler application



Mix and apply filler to damaged area, avoiding surrounding paintwork.



Apply Mirka Dry Guide Coat to highlight imperfections on the surface.



Shape and level body filler. Use net strip grit P80 or P120 with sanding block or Mirka® DEOS 383 machine.



Sanding steps / Step 1

Sanding steps / Step 2



Apply Mirka Dry Guide Coat on filler area.



Fine sanding of body filler and feather out. Use net strip grit P180–P240 with sanding block or Mirka® DEOS 383 machine. >>> Check repair area, if required fill pinholes with a fine polyester filler.



PAINT PREPARATION

Primer preparation



1 Sand repair area expanding feather edge into original paint work. Use disc grit P320 with a soft interface pad.

»» Degrease panel and inspect.



2 For edges use Goldflex Soft pad grit P320 or Mirlon scuffing pad VF.


OR




Masking



1 If needed, use Perforated Lifting Tape for rubber trims.



2 Mask door gaps and jambs with Premium Foam Tape.



3 Adjust the foam tape for best masking result.




4 Protect the rest of the vehicle with Masking Film or Premium Masking Film.

Primer application



1 Clean the surface properly.



2 Apply primer filler according to the paint manufacturer's recommendations.

PAINT PREPARATION

Primer sanding



1 Apply Mirka Dry Guide coat on the primer filler area.




2 For leveling primer on repaired area. Use net strip grit P320 with sanding block or Mirka® DEOS 383 machine.




Surface preparation



1 Apply Mirka Dry Guide Coat to highlight scratches from previous sanding step.



2 Sand edges and hard to reach areas with Goldflex Soft grit P600.




3 Machine sand the area. Use net disc grit P500 + interface pad or Gold Soft Grip disc grit P500.

Blending



1 Preparation of adjacent panels and panel blend. Use Abralon® grit 1000 disc damp or Polarstar®/Microstar® disc with interface pad dry.
 >>> Degrease panel and inspect.




2 Use Mirlon Total® UF in the fade out area.

PAINTING

Base- and Clear coat



1
Degrease and wipe clean.
Use Mirka Tack cloth.



2
Apply base coat.




3
Apply clear coat >>> final result

PAINT RECTIFICATION

Defect removal




For removing of defect use Polarstar® SR and Mirka® AOS 130NV or AOS-B 130NV machine.



Always use water when sanding, apply water to both abrasive and on defect area. Use Mirka damper for best result.




Light press with machine and sand for 2-3 seconds.



Wipe clean and check the surface. Repeat step 3 if needed. Use Mirka soft microfiber cloth.


Polishing / Finishing




Compounding: use Mirka® ROP2 312NV with Mirka® Lambswool Pro pad and Polarshine® 10. Apply small amount of compound on polishing pad.



Gentle press on the machine at moderate speed, wipe clean and check the surface. Repeat the compounding process if needed.



Polishing: use Mirka® Yellow waffle pad and Polarshine® 10. Apply small amount of compound on polishing pad.




Gentle press on the machine and use at moderate speed, wipe clean and check the surface. Repeat the polishing process if needed. Use Mirka soft microfiber cloth for final cleaning.


PAINT RECTIFICATION

LARGE AREA SINGLE COMPOUND POLISHING SOLUTION

Defect removal




1
Remove defects: use Microstar® grit P1200 or P1500 + 5 mm interface pad. Sand with medium speed, 6,000–7,000 rpm.



2
Reduce scratches: use Abralon® grit 3000 damp sanding. Sand with low speed, 6,000 rpm.

➤ To reduce polishing time and to produce a excellent finish an additional sanding step with Abralon® is often the key.

Polishing



1
Use Polarshine® 10 and Mirka® Lambswool Pro pad. Polishing speed max. 1,500 rpm.

➤ Use recommended pad and compound combination for best result.

➤ Do not use too much compound at a time. Use small amount which is consumed on a focused area >>> less messing and clean up!

Finishing



1
Use Polarshine® 10 and Mirka® Yellow waffle pad. Wipe and do final cleaning with Mirka soft microfiber cloth. Polishing speed max. 1,500 rpm.

➤ For light colours a single step compound is often enough, for dark colours use additional step with black soft pad and Polarshine® 5.

➤ Keep the pads clean, a dirty pad causes deep swirls and scratches.

POLISHING PROCESS

Mirka's Polarshine polishing compounds are developed for demanding polishing operations in any application where a high gloss end result is important.

The Polarshine product range consists of polishing and finishing compounds from coarse through to fine grades and is, when combined with Mirka polishers and pads, ideal for producing a high quality result.



POLISH YOUR CAR WITH THE MIRKA METHOD

With the Mirka Polarshine® polishing system you can get your car shining in a simple way using few products. Suitable for all finishes.

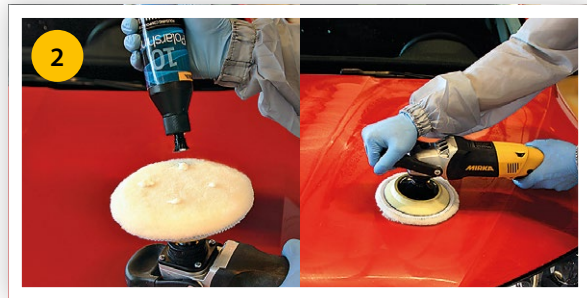


PREPARATION




➤ Wash your car carefully. A dirty lacquer surface causes scratches when polishing and affects the final result.

REMOVAL OF SURFACE SCRATCHES




➤ Apply 3–4 drops of polishing compound on the lamb's wool pad. Polish at 800–1,400 rpm. Polish until the washing marks and scratches have been minimized on the surface. Work with a small area at a time, about 40 x 40 cm. Repeat the procedure until all surfaces have been checked. Clean the surface from polishing compound residues before the next step.

INCREASE OF GLOSS LEVEL



➤ Apply 3–4 drops of polishing compound on the lamb's wool pad. Polish at 800–1,400 rpm. Polish until the final gloss has been achieved. Clean the surface from polishing compound residues before the next step.

WAXING



➤ Spray a small amount of wax on the surfaces. Spread out and dry with a microfibre cloth.

MIRKA UNIVERSAL PAD WASHER SYSTEM


CLEANING YOUR PADS AFTER POLISHING



➤ Fill the bucket with water.



➤ Press down the washing grid and fill the bucket with water until it is slightly above the washing grid.



➤ It is important to keep the polishing pad clean. A dirty pad can cause deep swirls and scratches.



➤ The Universal Pad Washer is suitable for washing all types of pads.



➤ Press down the polisher against the grid and run the polisher at approximately 800 – 1,200 rpm.



➤ Lift the polisher and spin the pad dry at 1,500 – 2,000 rpm.



➤ For additional drying place the center grid in the lid. Recommended speed: 1,200 – 1,500 rpm.



➤ A clean pad gives a better polishing performance and prolongs the lifetime of the pad.



POLARSHINE® FAST-FINISH-SYSTEM



THE POLARSHINE® FAST-FINISH-SYSTEM consists of an innovative sanding and polishing technology. The products have been specially developed and optimized to ensure that any user can obtain the perfect finish in a very short time. What is particularly special about it, is the process, delivering perfect surface preparation.

FAST-FINISH-SYSTEM



1. MICROSTAR® P1500

Use a soft interface pad and keep the disc flat over the surface to minimize risk of sanding through top coat layer.



2. ABRALON® 3000

Sand with a damp Abralon disc to achieve a reduced scratch pattern.



3. POLARSHINE® 10 + MIRKA® LAMBSWOOL PRO PAD

Polish at 1,100 to 2,000 rpm. No need to apply additional pressure to the polisher.



4. POLARSHINE® 10 + MIRKA® YELLOW WAFFLE PAD OR BLACK FLAT FOAM PAD

To achieve a final high gloss finish, use the Mirka Yellow Waffle pad for light colours and the Black Flat foam pad for dark colours.



MIRKA GOLDEN FINISH SYSTEM



THE FAST AND SIMPLE POST PAINT SOLUTION: **1-2-GO!**
 Few products – fast process – easy and accurate

GOLDEN SANDING



GOLDEN FINISH 1
 Film product, 150 mm
 for sanding large surfaces



GOLDEN FINISH 2
 Foam (soft) product, 150 mm
 for conditioning of scratches



GOLDEN FINISH SR
 Microproduct, Polarstar SR,
 32 mm for sanding small defects



GOLDEN POLISHING



GOLDEN POLISH 1
 Yellow Polishing Pad
 + Polarshine® 20 (1 L, 250 ml)



GOLDEN POLISH 2
 Black Polishing Pad for dark surfaces
 + Polarshine® 5 (1 L, 250 ml)



SOFT MICRO FIBER CLOTH

THE MAGIC OF MIRKA POLARSHINE®

In Northern Europe a strange light phenomenon can occasionally be seen in the sky at night. Sometimes it is seen as sweeping beams of light, sometimes as glowing arches. Often it appears as huge curtains of light sweeping eerily across the sky. It changes colour, shines and creates a beautiful display that will fascinate and spellbind.



POLARSHINE® – POLISHING COMPOUNDS

POLARSHINE® 35 POLISHING COMPOUND

Mirka product code: 7992810111 (1 L)

» Polarshine 35 is a water borne silicone free rubbing compound designed to quickly and permanently remove sanding scratches on gelcoats and ceramic clearcoats. Will remove sanding scratches from P800 and finer depending on application and polishing pad.



POLARSHINE® 20 POLISHING COMPOUND

Mirka product code: 7992000111 (1 L)

» Mirka's new Polarshine 20 is a water-based and silicone-free one-step polishing compound. Polarshine 20 removes scratches from P1500 or finer and it has a perfect balance of haze and hologram removal versus speed of cut.



POLARSHINE® 15 POLISHING COMPOUND

Mirka product code: 7994015111 (1 L)

» Polarshine 15 is a water borne silicone free rubbing compound designed to quickly and permanently remove sanding scratches on clear coats and topcoats. Will remove sanding scratches from P1500 and finer depending on application and polishing pad.



POLARSHINE® 10 POLISHING COMPOUND

Mirka product code: 7995010111 (1 L)

» Polarshine 10 is a water borne silicone free polishing compound designed to quickly and permanently remove sanding scratches from P1500 and finer on all types of surfaces, depending on polishing pad.



POLARSHINE® 5 FINISHING COMPOUND

Mirka product code: 7994015111 (1 L)

» Polarshine 5 is a water borne polishing compound designed to remove compound swirl marks and fine sanding marks on paints and clear coats, leaving a high gloss finish. Also suitable for blending old and new paint work.



POLARSHINE® LIQUID NANO WAX

Mirka product code: 7994015111 (1 L)

» The Polarshine Liquid nano wax is designed for quick and easy sealing. Leaves a protective high gloss finish. Spray the wax on to the surface. Use the micro fibre cloth when hand polishing.



POLARSHINE® 3 FINISHING, NANO ANTISTATIC WAX

Mirka product code: 7994015111 (1 L)

» Polarshine 3 is a technologically advanced ultra fine polish containing carnauba wax. This formula with antistatic properties gives a hologram free and high gloss finish. Polarshine 3 conserves and protects all paint and lacquer surfaces, top coats and gelcoats.



POLISHERS AND POLARSHINE® POLI

MIRKA® POLISHER PS 1437 150 mm

Mirka product code: 8991300111



Technical specifications

Thread	M14
Weight (kg)	1.9
Noise level (dB)	84
Power input (W)	1,400
Speed (rpm)	1,100–3,700
Voltage main supply (VAC)	230

MIRKA® POLISHER PS 1524 180 mm

Mirka product code: 8991400111



Technical specifications

Thread	M14
Weight (kg)	3.3
Noise level (dB)	83
Power input (W)	1,500
Speed (rpm)	800–2,400
Voltage main supply (VAC)	230

MIRKA® ROP2 312NV 77 mm

Mirka product code: 8994210311



Technical specifications

Orbit (mm)	12
Weight (kg)	1.1
Noise level (dB)	80
Power (W)	276
Speed (rpm)	10,000
Work pressure (bar)	6.2
Air consumption (l/min)	538
Dust system	Non vacuum

SHING ACCESSORIES

MIRKA® ROP2 512NV 125 mm

Mirka product code: 8994220311



Technical specifications

Orbit (mm)	12
Weight (kg)	1.2
Noise level (dB)	81
Power (W)	343
Speed (rpm)	10,000
Work pressure (bar)	6.2
Air consumption (l/min)	594
Dust system	Non vacuum

MIRKA® RP 300NV 77 mm

Mirka product code: 8993540311



Technical specifications

Weight (kg)	0.55
Noise level (dB)	81
Power (W)	209
Speed (rpm)	3,000
Work pressure (bar)	6.2
Air consumption (l/min)	481
Dust system	Non vacuum

POLISHERS AND POLARSHINE® POLI

LAMBSWOOL PAD PRO GRIP

Mirka product code: 80 mm 7990082111 150 mm 7991500211

The pad is made of premium wool fibres. The wool fibers are optimized to keep the performance on a high level for demanding use. An excellent result is achieved when using the pad in combination with Mirka Polarshine compounds 35, 15 and 10. The pad is suitable for polishing all kinds of paintworks in ART applications.



POLISHING FOAM PAD YELLOW WAFFLE

Mirka product code: 85 mm 7993408521 150 mm 7993415021

A polishing pad with medium density hardness and waffle shape. The durable reticulated foam has an excellent elasticity. The waffle shape has an optimized pattern which improves the cutting performance and reduces the surface temperature during the polishing process. The pad is designed to be used in combination with Mirka Polishing Compounds, for both cutting with Polarshine 15 and polishing with Polarshine 10 and 8. The foam pad is suitable for polishing all kinds of paintworks in the ART sectors.



POLISHING FOAM PAD YELLOW FLAT

Mirka product code: 85 mm 7993408511 150 mm 7993415021

A flat polishing pad with medium density hardness. The durable reticulated foam has an excellent elasticity. The pad is designed to be used in combination with Mirka Polishing Compounds, for both cutting with Polarshine 15 and polishing with Polarshine 10 and 8. The foam pad is suitable for polishing all kinds of paintworks in the ART sector.



POLISHING FOAM PAD BLACK WAFFLE

Mirka product code: 150 mm 7993115021

A reticulated waffle shape structured foam pad for hologram removal gives an excellent finishing on both fresh and fully cured paint works. The good balance between elasticity and density in the foam contributes to the final result. The pad are designed to be used in combination with Polarshine 5 finishing compound and with Polarshine 3 finishing, antistatic nano wax.



SHING ACCESSORIES

CLEANING CLOTH MICRO FIBER

Mirka product code: 7991200111 (yellow) 7991400211 (grey)

A soft microfiber cloth, with a fine structure.
Absorbs residue well and is washable.



PAD WASHER UNIVERSAL

Mirka product code: 9195000111

The Mirka universal pad washer is a professional system for cleaning all kind of pads. It is designed to be used both with a circular and orbital polisher. The pad washer is a versatile and durable product. A clean pad ensures a good polishing result and extends the life of the polishing pads.



CLEANING TOOL FOR LAMBSWOOL PAD


Mirka product code: 9195050111

The pad cleaning tool is a hand-held cleaning tool for wool and foam pads. Use the wheels to clean the pads by rolling the tool over the spinning pad. Use the abrasive plates on the side to level and reshape foam pads.



ABRASIVES

Mirka is a world leader in abrasives technology and innovation. We are offering a complete range of technically superior, high quality coated, net and non-woven abrasives for surface finishing in discs, strips, sheets, rolls and belts.





NET BY MIRKA

MIRKA'S INNOVATIVE 'Net' sanding concept is unlike any other. The patented construction consists of a dense network of polyamide fabric threads onto which the abrasive grit is bonded. This open weave, net structure means that no dust particle is more than 0.5mm from a dust extraction hole. The result is phenomenal dust extraction across the entire abrasive surface and virtually dust-free sanding!

The exceptional dust extraction ability of the Mirka Net products has to be seen to be believed. Tests have shown that Net products produce a miniscule amount of dust compared to conventional dry sanding technology with extraction. The Mirka Net products are so efficient at removing potentially dangerous sanding dust they minimize dust contamination in the workplace and creates a far healthier environment.

Mirka Net products eliminate the frustrating problem of dust clogging the abrasive and creating pills which cause defects in the sanding surface. Therefore, the Net product

retains its original aggressive sanding performance for far longer resulting in fewer abrasives being needed for a given job. Since dust is continuously being sucked away it's always possible to see exactly what is happening at the sanding surface. This gives the user greater control over the job and avoids problems such as over sanding.

The Mirka sanding Nets are completely even. With thousands of holes they provide a phenomenal dust extraction. The maximum distance from each sanding particle to the closest dust extraction hole is 0.5 mm.

Long-term investment in innovation pays off. Mirka was the first abrasives company in the world to develop a dust-free sanding system. It was a five-year process to bring this revolutionary technology to the market and almost ten years to gain buy-in to the market. It has been well worth it. Our net abrasives have won many product innovation awards and have been a best seller across the globe. The story will continue.

A dust-free solution

By using the Mirka dust extraction system together with Abranet products you achieve a dust-free solution. This minimises the re-work after painting which saves you both time and money.



ABRASIVES

Abranet® Ace

▶ Abranet Ace is developed for tougher and more demanding sanding applications. Because of its optimized net construction and ceramic grains, Abranet Ace offers superior cut and performance for hard wood (such as beech and oak) and a fast cutting on various solid surface materials. Abranet Ace is also working excellent on primer sanding applications, creating an optimal performance and life time.

Grit range: P80–P240, P320–P1000



Abranet®

▶ The original, multifunctional net sanding material, Abranet combines high performance and a longer lifespan than traditional abrasives, making it a cost-effective solution. Designed for dry sanding by machine or by hand, its true dust-free sanding characteristics result in a cleaner work environment, as well as a better surface finish.

Grit range: P80–P180, P240, P320–P1000



Autonet®

▶ Autonet is specially developed for the automotive refinishing industry. The patented construction eliminates clogging and pilling and ensures a long lifespan, while other highlights include excellent initial aggressivity, reduced edge wear in finer grits and a versatile range to suit any application.

Grit range: P80, P120–P320, P400–P800



Abranet® Ace HD

▶ Abranet Ace HD is a durable and tough abrasive with ceramic grains. The strong net construction resists high wear and tear and is ideal for tough sanding applications. The tough backing also increases the lifetime of the abrasive and enables the sanding to be done quicker. Abranet Ace HD enables a dust-free sanding process.


Grit range: P40, P60, P80



Microstar®

▶ Microstar is designed for mattening and paint rectification of top- and clear coat applications. This product has a high quality finish and lasts longer as it doesn't clog as easily as traditional products. For a perfect result, it is recommended to use Microstar with a 5 mm interface pad. Microstar is developed for dry sanding only.

Grit range: P800, P1000, P1200, P1500



Polarstar®

▶ Polarstar is developed to efficiently tackle the latest demanding coatings applications. The polyester film backing material creates a more flexible and much smoother abrasive surface, compared to paper backing. In particular, it offers outstanding performance on hard tooling gelcoats and scratch resistant clear coats.

Grit range: P320–P1500



Polarstar® SR

» Polarstar SR sanding film is developed for correction of small painting defects and removing of dust particles in top coats and clear coats. This product is designed for wet sanding, and is suitable for both machine and hand sanding.



Grit range: 3 micron, 5 micron, 7 micron

Aquastar®

» Aquastar, an innovative patented flexible film abrasive, is the ultimate and user friendly choice with an excellent touch & feel property, for wet hand sanding applications. This product has a flexible plastic based backing, and a pattern consisting of multiple abrasive zones surrounded by interconnected channels. Aquastar is mainly developed for wet sanding of clear coats and primers used in bodyshops and designed to be used in any direction on the surface with the same efficiency, giving a consistent sanding result. Aquastar is available in both plain and soft version.



Grit range: P400–P2000

Gold

» This durable, all-round sanding material is very well suited for tackling all kind of applications within the automotive sector. Gold features semi-open and special stearate coatings designed to prevent clogging and pill forming which helps achieve an optimal sanding result.



Grit range: P80–P800

Gold Soft

» Gold Soft is a sanding disc with optimal foam thickness. The semi-open grain coating gives a less dust clogging and better cutting performance. The soft backing gives an excellent paint finish. A softer disc edge eliminates damages on profile sanding. Gold Soft P500 is suitable for primer sanding applications and P800 for mattening clear coats.



Grit range: P320, P500, P800

Goldflex Soft

» Goldflex Soft is suitable for sanding profiled surfaces and complex, hard-to-reach areas by hand. The stearate coating prevents clogging. Suitable for dry sanding applications.



Grit range: P150–P320, P400–P1000

Q.Silver® Ace

» Q.Silver Ace is a new ceramic abrasive product with paper backing. The ceramic grains give a boost, especially when sanding harder applications.



Grit range: P80–P800

Coarse Cut

» A specially reinforced backing material and Mirka's Progressive Bond™ dust binding technology, make Coarse Cut ideal for all kinds of coarse sanding work. Features include, flexibility on rounded surfaces, excellent edge wear resistance and minimal clogging.

Grit range: P36–P40, P60–P150



Abralon®

» Abralon is a unique, multifunctional sanding material developed for tackling both smooth and profiled surfaces. Its patented, flexible construction allows it to create a smooth sanding pattern on angled surfaces and edges while minimising the risk of pressure marks. The flexible weave also allows water and air to pass freely, making it suitable for both dry and wet sanding, by machine or by hand.

Grit range: 180, 360, 500, 600, 1000, 2000, 3000, 4000



Mirlon®

» Thanks to its special structure, Mirlon is a flexible, three-dimensional fibre sanding material that's easy to use on profiled surfaces and produces an excellent finish. It's ideal for matting of surfaces and creates an excellent base for the next lacquer layer.

Grit range: General Purpose 320, Very Fine 360, Ultra Fine 1500, Micro Fine 2000



Mirlon Total®

» Developed using Mirka's innovative Total Coating™ Technology, Mirlon Total is more aggressive than Mirlon and produces a dense scratch pattern and rapid result. Suitable for use in wet and dry modes, it features an open and flexible structure and strengthened fibres which make it strong and long-lasting.

Grit range: VF 360, UF 1500, MF 2500



Abrasive range




For the complete abrasive range please visit www.mirka.com

MIRKA TOOLS AND ACCESSORIES




Complete sanding solution

 Mirka offers a wide range of sanders and polishers that provide a complete sanding solution and ensure that customers get the very best from using Mirka abrasive products. A wide selection of genuine Mirka accessories is available to complement the company's extensive range of abrasives, polishes and tools. The range is constantly being updated as market needs change and new technology becomes available.



Scan this QR code for more information about the products on our website www.mirka.com. Check also our videos on the Mirka YouTube channel www.youtube.com/KWHMirkaLtd

The Sandman®



THE SANDMAN IS Mirka's professional trainer and consultant, supporting customers to perform better. By taking advantage of the best from the high-tech Mirka range, the surface preparation is done easy and with a perfect result. The combination of net sanding and other unique abrasive and polishing products, together with Mirka's innovative and ergonomic tools, gives the operator benefits that simply cannot be achieved with a conventional system.



KWH MIRKA LTD
Finland

Brazil Mirka Brasil Ltda.

Canada Mirka Canada Inc.

China Mirka Trading Shanghai Co., Ltd

Finland & Baltics KWH Mirka Ltd

France Mirka France Sarl

Germany Mirka Schleifmittel GmbH

India Mirka India Pvt Ltd

Italy Mirka Italia s.r.l.

Mexico KWH Mirka Mexicana, S.A. de C.V.

Russia Mirka Rus LLC

Singapore Mirka Asia Pacific Pte Ltd

Spain KWH Mirka Ibérica S.A.U.

Sweden Mirka Scandinavia AB

Turkey Mirka Turkey Zımpara Ltd Şirketi

United Kingdom Mirka (UK) Ltd

USA Mirka USA Inc.

For contact information,
please visit www.mirka.com

Quality from start to finish

